

Conveyor and Process Belts

2024-25

Profiles
Round & Vee belts
Flat belts
Buckets





Industrial & General Purpose Belts

Belt type		Top cover					Bottom cover					Special characteristics	
		Material	Hardness °ShA	Color	Hardness mm	Finish	Material	Hardness °ShA	Color	Hardness mm	Finish		
Aster	A12 G2F	PVC	55	Green 00	4,00	Pattern G2			Natural		Fabric	⊕	
	A12 G2R	PVC	65	Green 00	3,70	Pattern G2	PVC		Green 00	0,10	Impregn.	⊕	
	A13 QF	PVC	45	Green 00	1,70	Pattern Q			Natural		Fabric	⊕	
	A15 G2F	PVC	55	Black 02	4,00	Pattern G2	LFR		Grey 00	0,10	Impregn.	⊕ S	⚠
	A15 QF	PVC	55	Black 02	1,70	Pattern Q	LFR		Grey 00	0,10	Impregn.	⊕ S	⚠
	A15 W3F	PVC	65	Black 02	5,00	Pattern W3	LFR		Grey 00	0,10	Impregn.	⊕ S	⚠
	A20 AF	PVC	75	Green 00	1,20	Pattern A			Natural		Fabric	⊕	▼ □
	A20 G2F	PVC	55	Green 00	4,00	Pattern G2			Natural		Fabric	⊕ S	
	A24 QF	PVC	45	Red 01	4,50	Pattern Q			Natural		Fabric	⊕	
A33 QF	PVC	45	Green 00	3,40	Pattern Q			Natural		Fabric	⊕		
Breda	BX10 UFMT	PU	93	Green 09	0,30	Mat	PU		Natural	0,10	W Impregn.	⊕ FDA EU*	● ▼ ▽ □
	B12 UF ^V	PU	93	Green 09	0,30	Smooth			Natural		WP	⊕ FDA EU	● ▼ ▽ □
	B20 UF ^V	PU	93	Green 09	0,50	Smooth			Natural		Fabric	⊕ FDA EU	● ▼ ▽ □
	B22 UF TR ^V	PU	93	Transp.	1,80	Smooth	hard PVC		White	0,10	Impregn.	⊕ FDA EU	● ▼ ▽ □ ■
	B12 UF MTBK ^V	PU	93	Black 01	0,30	Mat			Natural		WP	⊕	● ▼ ▽ □
	B19 UF MTBK ^V	PU	93	Black 01	0,80	Mat			Natural	0,10	W Impregn.	⊕ S	● ▼ ▽ □
	B21 UF MTBK ^V	PU	93	Black 01	1,50	Mat	PU		Natural	0,10	Impregn.	⊕	● ▼ ▽ □ ■
	B31 UF MTBK ^V	PU	93	Black 01	1,75	Mat	PU		Natural	0,10	Impregn.	⊕	● ▼ ▽ □ ■
	B07 CF	PVC	82	Green 00	0,50	Smooth			Natural		Fabric	⊕	▼ □
	B12 CF	PVC	82	Green 00	0,50	Smooth			Natural		Fabric	⊕	▼ □
	B12 CK	PVC	82	Green 00	0,50	Smooth	PVC	90	Green 00	0,70	Pattern K	⊕	▼ □
	B20 CF	PVC	82	Green 00	1,00	Smooth			Natural		Fabric	⊕	▼ □
	B20 CK	PVC	82	Green 00	1,00	Smooth	PVC	90	Green 00	0,70	Pattern K	⊕	▼ □
	B20 FF			Black 00		Fabric			Natural		Fabric	⊕ S	● □ ⚠
	B22 CF	PVC	82	Green 00	2,00	Smooth			Natural		Fabric	⊕	▼ □ ■
B23 CF	PVC	45	Green 00	3,00	Smooth			Natural		Fabric	⊕		
B24 CF	PVC	45	Red 01	4,00	Smooth			Natural		Fabric	⊕		
B25 CF	PVC	82	Green 00	1,00	Smooth			Natural		Fabric	⊕	▼ □	
B30 CF	PVC	82	Green 00	2,00	Smooth			Natural		Fabric	⊕	▼ □ ■	
B33 CF	PVC	45	Green 00	3,00	Smooth			Natural		Fabric	⊕		
Drago	D20 CC	PVC	78	Green 00	1,00	Smooth	PVC	78	Green 00	1,00	Smooth	⊕	▼ □ ⚠
	D30 AR	PVC	78	Green 00	2,20	Pattern A	PVC		Green 00	0,10	Impregn.	⊕	▼ □ ■
	D30 CC	PVC	78	Green 00	2,00	Smooth	PVC	78	Green 00	1,00	Smooth	⊕	▼ □ ■ ⚠
	D30 CR	PVC	78	Green 00	2,00	Smooth	PVC		Green 00	0,10	Impregn.	⊕	▼ □ ■
	D40 CC	PVC	78	Green 00	2,00	Smooth	PVC	78	Green 00	1,00	Smooth	⊕	▼ □ ■ ⚠
	D81 CC	PVC	78	Green 00	1,00	Smooth	PVC	78	Green 00	1,00	Smooth	⊕	▼ □ ⚠
	D90 C3R	PVC	75	Green 00	2,45	Pattern C3	hard PVC		Green 00	0,10	Impregn.	⊕	▼ □ ■
Febor	F10 NF	PVC	76	Black 04	0,50	Mat			Natural		Fabric	⊕ S	
	F15 NF	PVC	82	Black 01	0,50	Mat	LFR		Grey 00	0,10	Impregn.	⊕ S	⚠
	F19 NF	PVC	82	Black 01	0,90	Mat	LFR		Grey 00	0,10	Impregn.	⊕ S	⚠
	F21 NF	PVC	82	Black 01	0,60	Mat	LFR		Grey 00	0,10	Impregn.	⊕	⚠
	F21 Y3F	PVC	82	Black 01	0,60	Pattern Y3	LFR		Grey 00	0,10	Impregn.	⊕	⚠
	F22 FF	RC		Black 00	0,10	Impregn.	LFR		Grey 00	0,10	Impregn.	⊕ S	● ⚠
	F07 CC GR EU	PVC	85	Green 00	0,50	Smooth	PVC	85	Green 00	0,30	Smooth	⊕ FDA EU	
	F12 CF GR EU	PVC	85	Green 00	0,50	Smooth			Natural		Fabric	⊕ FDA EU	
	F14 CF GR EU	PVC	85	Green 00	1,00	Smooth			Natural		Fabric	⊕ FDA EU	
	F18 CF GR EU	PVC	85	Green 00	1,00	Smooth			Natural		Fabric	⊕ FDA EU	
F20 CK	PVC	78	Green 00	0,70	Smooth	PVC	90	Green 00	0,70	Pattern K	⊕ FDA EU		
F30 CF	PVC	78	Green 00	0,70	Smooth			Natural		Fabric	⊕ FDA EU		
F30 RR	PVC		Transp.	0,10	Impregn.	PVC		Transp.	0,10	Impregn.	⊕	●	
Hipro	H12 Y1R	HPVC	75	Green 23	0,60	Pattern Y1	RC		Black 00	0,10	Impregn.	⊕ S	▼ □
	H13 GR	HPVC	75	Green 23	4,80	Pattern G	RC		Black 00	0,10	Impregn.	⊕	▼ □
	H18 Y1R	HPVC	75	Green 23	0,80	Pattern Y1	RC		Black 00	0,10	Impregn.	⊕ S	▼ □
Keram	K40 AF	PU	93	Green 09	1,20	Pattern A			Natural		Fabric	⊕ FDA EU	▼ ▽ □ ■ SW
	K40 RF	PVC		Black 03	0,10	Impregn.			Natural		Fabric	⊕	▼ □ ■ SW
	K40 UF	PU	93	Green 09	1,00	Smooth			Natural		Fabric	⊕ FDA EU	● ▼ ▽ □ ■ SW















■ ■ ■ = Black belts: Airports & Logistic Centers. Recycling Centers.

LFR = Low Friction Resin CR = Conductive Resin WP = Low-capillary fabric "Water Proof" ^V = PVC between plies

	Constant (intermittent) temperature °C	Fabrics		Belt thickness mm	Belt weight kg/m ²	at 20°C		Breaking load N/mm	Working load at 1% elongation N/mm	Working load at 1.5% elongation N/mm	Max. roll width mm	Belt type	
		N° of plies	Weft			A  Ø mm	B  Ø mm						
	-5 (-15) +80 (100)	2	Rigid	5,50	4,20	45	70	120	8	12	2000	A12 G2F	Aster
	-5 (-15) +80 (100)	2	Rigid	6,30	4,50	50	70	160	10	15	2000	A12 G2R	
	-5 (-15) +80 (100)	2	Rigid	3,20	3,40	45	70	120	9	13	2-3000	A13 QF	
	-10 (-15) +80 (100)	2	Rigid	5,50	4,20	45	70	160	15	22	2000	A15 G2F	
	-10 (-15) +80 (100)	2	Rigid	3,20	3,40	50	60	160	15	22	2-3000	A15 QF	
	-10 (-15) +80 (100)	2	Rigid	7,50	5,00	60	100	150	10	16	600	A15 W3F	
	-5 (-15) +80 (100)	2	Rigid	2,90	3,20	55	80	200	14	20	3000	A20 AF	
	-5 (-15) +80 (100)	2	Rigid	5,80	4,00	55	90	160	16	22	2000	A20 G2F	
	-5 (-15) +80 (100)	2	Rigid	6,40	6,90	50	80	160	14	22	2000	A24 QF	
	-5 (-15) +80 (100)	3	Rigid	6,40	7,00	150	200	300	20	28	2000	A33 QF	
	-10 (-15) +90 (110)	2	Rigid	1,45	1,60	9	40	120	10	18	1250	BX10 UFMT	Breda
	-10 (-15) +80 (105)	2	Rigid	1,60	1,90	40	60	120	10	16	2000	B12 UFV	
	-10 (-15) +80 (105)	2	Rigid	2,20	2,60	60	80	200	18	25	2000	B20 UFV	
	-5 (-15) +80 (105)	2	Rigid	4,30	5,10	100	200	200	15	23	3000	B22 UF TRV	
	-10 (-15) +80 (105)	2	Rigid	1,50	1,80	20	50	120	10	16	2-3000	B12 UF MTBKV	
	-5 (-15) +80 (105)	2	Rigid	2,50	3,00	80	100	200	17	24	3000	B19 UF MTBKV	
	-5 (-15) +80 (105)	2	Rigid	4,00	4,30	100	200	180	12	18	3000	B21 UF MTBKV	
	-5 (-15) +80 (105)	3	Rigid	6,00	6,75	230	230	500	32	50	3000	B31 UF MTBKV	
	-5 (-15) +80 (100)	1	Rigid	1,00	1,10	10	25	60	5	7	3000	B07 CF	
	-5 (-15) +80 (100)	2	Rigid	2,10	2,50	35	55	120	10	15	3000	B12 CF	
	-5 (-15) +80 (100)	2	Rigid	2,70	2,95	50	50	120	7	12	2000	B12 CK	
	-5 (-15) +80 (100)	2	Rigid	2,90	3,50	55	75	200	15	22	3000	B20 CF	
	-5 (-15) +80 (100)	2	Extra rigid	3,50	4,00	70	70	140	9	15	2000	B20 CK	
	-10 (-15) +80 (100)	2	Rigid	2,40	2,70	60	60	190	15	20	3000	B20 FF	
	-5 (-15) +80 (100)	2	Rigid	4,00	4,80	80	100	200	17	25	3000	B22 CF	
	-5 (-15) +80 (100)	2	Rigid	4,80	5,80	80	120	200	15	22	3000	B23 CF	
	-5 (-15) +80 (100)	2	Rigid	6,00	6,90	50	80	160	14	22	2000	B24 CF	
	-5 (-15) +80 (100)	3	Rigid	4,00	4,80	100	120	275	22	30	3000	B25 CF	
	-5 (-15) +80 (100)	3	Rigid	4,90	5,80	120	150	300	22	30	3000	B30 CF	
	-5 (-15) +80 (100)	3	Rigid	6,00	7,00	130	200	300	20	28	3000	B33 CF	
	-15 (-25) +80 (100)	2	Flexible	4,10	5,10	140	140	200	20	28	2000	D20 CC	Drago
	-15 (-25) +80 (100)	3	Flexible	5,60	6,50	180	200	300	25	40	2000	D30 AR	
	-15 (-25) +80 (100)	3	Flexible	6,20	7,70	200	250	300	30	40	2000	D30 CC	
	-15 (-25) +80 (100)	3	Flexible	5,40	6,50	180	200	300	25	40	2000	D30 CR	
	-15 (-25) +80 (100)	4	Flexible	7,40	9,20	300	350	400	35	50	2000	D40 CC	
	-15 (-25) +80 (100)	3	Flexible	7,80	9,60	400	400	800	65	95	2000	D81 CC	
	-5 (-15) +80 (100)	3	Flexible	7,00	8,00	300	380	800	55	85	3000	D90 C3R	
	-5 (-15) +80 (100)	2	Rigid	1,90	2,20	35	55	120	10	15	3000	F10 NF	Febor
	-10 (-15) +80 (100)	2	Rigid	2,10	2,50	40	60	160	15	22	3000	F15 NF	
	-10 (-15) +80 (100)	2	Rigid	2,50	3,10	40	60	180	17	25	3000	F19 NF	
	-10 (-15) +80 (100)	2	Flexible	2,50	3,00	40	60	160	6	9	3000	F21 NF	
	-10 (-15) +80 (100)	2	Flexible	2,40	2,70	40	60	200	20	30	3000	F21 Y3F	
	-10 (-15) +80 (100)	2	Rigid	2,40	2,85	60	60	180	14	19	3000	F22 FF	
	-5 (-15) +80 (100)	1	Rigid	1,30	1,60	10	30	60	5	7	2000	F07 CC GR EU	
	-5 (-15) +80 (100)	2	Rigid	2,00	2,40	35	55	120	10	15	3000	F12 CF GR EU	
	-5 (-15) +80 (100)	2	Rigid	2,50	2,90	40	60	120	10	15	3000	F14 CF GR EU	
	-5 (-15) +80 (100)	3	Rigid	3,50	4,30	80	100	180	12	18	3000	F18 CF GR EU	
	-5 (-15) +80 (100)	2	Flexible	2,90	3,50	75	75	200	20	28	2000	F20 CK	
	-5 (-15) +80 (100)	3	Flexible	2,90	3,50	90	140	300	30	45	2000	F30 CF	
	-5 (-10) +80 (100)	3	Flexible	3,40	3,80	150	150	300	25	40	3000	F30 RR	
	-5 (-15) +80 (100)	2	Rigid	2,20	2,50	25	50	120	10	15	2000	H12 Y1R	Hipro
	-5 (-15) +80 (100)	2	Rigid	6,50	5,00	60	90	200	14	20	2000	H13 GR	
	-5 (-15) +80 (100)	3	Rigid	3,20	3,70	50	80	180	15	22	2000	H18 Y1R	
	-10 (-15) +80 (105)	2	Rigid	4,20	4,20	140	330	400	20	30	2000	K40 AF	Keram
	-5 (-15) +80 (100)	2	Rigid	4,00	4,20	60	100	400	22	32	2000	K40 RF	
	-10 (-15) +80 (105)	2	Rigid	4,00	4,20	140	330	400	22	32	2000	K40 UF	



A15W3F: pitch 111,5mm


-  Antistatic
-  Antistatic top cover
-  Antistatic bottom cover
- S** Low noise fabric
- FDA** Food quality
- EU** Food quality Regulation EU 10/2011
- EU*** Food quality Regulation 1935/2004
-  Low friction coefficient
-  Resistant to mineral oils and fats
-  Resistant to vegetable oils and animal fats
-  Resistant to vegetable oils and fats, and partially resistant to animal oils and fats
-  Partially resistant to vegetable and animal oils and fats
-  Abrasion resistant
-  Cut resistant
-  ATEX certified
-  Pyrolysis test
-  Flame retardant
- SW** Solid Woven
- AM** Anti-microbial
-  Anti-Hydrolysis
- FL** Frayless
- MD** Metal & X-Ray Detectable

Food conveyor belts

Belt type		Top cover					Bottom cover					Special characteristics	
		Material	Hardness °ShA	Color	Thickness mm	Finish	Material	Hardness °ShA	Color	Thickness mm	Finish		
Aster	A10 G2F	PVC	45	White	4,00	Pattern G2			Natural		Fabric	FDA EU	
	A21 HF	PVC	70	White	3,00	Pattern H			Natural		WP	FDA EU	⊕
	A21 LF	PVC	70	White	3,50	Pattern L			Natural		WP	FDA EU	⊕
	A21 ZK	PVC	70	White	1,70	Pattern Z	PVC	90	White	0,70	Pattern K	FDA EU	⊕
	A26 X1C	PVC	73	White	15,50	Profile X1	PVC	73	White	1,00	Smooth	⊕ FDA EU	⊕
	A26 XC	PVC	73	White	15,50	Profile X	PVC	73	White	1,00	Smooth	⊕ FDA EU	⊕
	A36 X1C	PVC	73	White	15,80	Profile X1	PVC	73	White	0,70	Smooth	⊕ FDA EU	⊕
Standard TPU	CS06 UF	PU	86	Ocher 01	0,25	Smooth	PU		Natural	0,10	W Impregn.	FDA EU	▽ □
	CSX06 K1F	PU	86	Ocher 01	0,32	Pattern K1	PU		Natural	0,10	W Impregn.	FDA EU*	▽ □
	CS07 UF	PU	86	White	0,25	Smooth	PU		Natural	0,10	W Impregn.	FDA EU	▽ □
	CS07 UFMT	PU	86	White	0,25	Mat	PU		Natural	0,10	W Impregn.	FDA EU ●	▽ □
	CSX08 AF-BR	PU	86	Brown 00	0,50	Pattern A	PU		Natural	0,10	W Impregn.	⊕ FDA EU*	▽ □
	CSX08 DF	PU	86	White	0,50	Pattern D	PU		Natural	0,10	W Impregn.	⊕ FDA EU	▽ □
	CS08 UF	PU	86	White	0,25	Smooth	PU		Natural	0,10	W Impregn.	⊕ FDA EU	▽ □
	CS08 UFMT	PU	86	White	0,25	Mat	PU		Natural	0,10	W Impregn.	⊕ FDA EU ●	▽ □
	CS09 FF	PU		Natural	0,10	W Impregn.	PU		Natural	0,10	W Impregn.	⊕ FDA EU ●	▽
	CS09 UF	PU	86	White	0,25	Smooth	PU		Natural	0,10	W Impregn.	⊕ FDA EU	▽ □
	CS09 UFMT	PU	86	White	0,25	Mat	PU		Natural	0,10	W Impregn.	⊕ FDA EU ●	▽ □
	CS10 FF			Natural		Cotton-Poly.			Natural		Cotton-Poly.	FDA EU ●	▽
	CS10 UFMT	PU	86	White	0,40	Mat	PU		Natural	0,10	W Impregn.	FDA EU ●	▽ □
	CS12 UF ^v	PU	86	White	0,30	Smooth			Natural		WP	FDA EU	▽ □
	C12 UFMT ^v	PU	93	White	0,30	Mat			Natural		WP	FDA EU ● ▼	▽ □
	CS20 UFMT	PU	93	White	0,80	Mat	PU		Natural	0,10	W Impregn.	⊕ FDA EU ● ▼	▽ □ ■
	NS07 AY	PU	86	Blue 06	0,60	Pattern A	PU	86	Blue 06	0,45	Pattern Y	FDA EU	▽ □
	NS07 UFMT	PU	86	Blue 06	0,25	Mat	PU		Natural	0,10	W Impregn.	FDA EU ●	▽ □
	N07 UU	PU		Blue 06	0,10	W Impregn.	PU		Blue 06	0,10	W Impregn.	FDA EU* ●	▽
	NS08 UFMT	PU	86	Blue 06	0,25	Mat	PU		Natural	0,10	W Impregn.	⊕ FDA EU ●	▽ □
	NS09 UF	PU	86	Blue 06	0,25	Smooth	PU		Natural	0,10	W Impregn.	⊕ FDA EU	▽ □
	NS09 UFMT	PU	86	Blue 06	0,25	Mat	PU		Natural	0,10	W Impregn.	⊕ FDA EU ●	▽ □
NS09UFMT-H-BL08	PU	93	Blue 08	0,25	Mat	PU		Natural	0,10	W Impregn.	⊕ FDA EU ●	▽ □	
NS11UFMT	PU	93	Blue 06	0,60	Mat	PU		Natural	0,10	W Impregn.	⊕ FDA EU ● ▼	▽ □	
NS20 UFMT	PU	93	Blue 06	0,80	Mat	PU		Natural	0,10	W Impregn.	⊕ FDA EU ● ▼	▽ □ ■	
Premium TPU	CP07AY-AM	PU	85	White	0,60	Pattern A	PU	85	White	0,45	Pattern Y	FDA EU	▽ □ AM
	CP07UFMT-AM	PU	85	White	0,25	Mat	PU		Blue 10	0,10	W Impregn.	FDA EU ●	▽ □ AM
	CP09UFMT-AM	PU	85	White	0,25	Mat	PU		Blue 10	0,10	W Impregn.	⊕ FDA EU ●	▽ □ AM
	CPX09UA2MT-AM	PU	85	White	0,30	Mat	PU	85	White	0,55	Pattern A2	FDA EU ●	▽ □ AM
	CP10UFMT-AM-FL	PU	85	White	0,25	Mat	PU		Natural	0,10	W Impregn.	FDA EU ●	▽ □ AM
	NP07UFMT-AM	PU	85	Blue 06	0,25	Mat	PU		Blue 10	0,10	W Impregn.	FDA EU ●	▽ □ AM
	NP09DF-AM	PU	85	Blue 06	0,50	Pattern D	PU		Blue 10	0,10	W Impregn.	⊕ FDA EU	▽ □ AM
	NP09FF	PU		Blue 10	0,10	W Impregn.	PU		Blue 10	0,10	W Impregn.	⊕ FDA EU ●	▽
	NP09UFMT-AM	PU	85	Blue 06	0,25	Mat	PU		Blue 10	0,10	W Impregn.	⊕ FDA EU ●	▽ □ AM
	NP09UFMTMD-BL09	PU	85	Blue 09	0,25	Mat	PU		Blue 10	0,10	W Impregn.	⊕ FDA EU ●	▽ □ MD
	NPX09UA2MT-AM	PU	85	Blue 06	0,30	Mat	PU	85	Blue 06	0,55	Pattern A2	FDA EU ●	▽ □ AM
	NPX20UA2MT-AM	PU	85	Blue 06	0,50	Mat	PU	85	Blue 06	0,95	Pattern A2	FDA EU ●	▽ □ AM
	NP10UFMT-AM-FL	PU	85	Blue 06	0,25	Mat	PU		Natural	0,10	W Impregn.	FDA EU ●	▽ □ AM
NP13UFMT-AM-FL	PU	85	Blue 06	0,55	Mat	PU		Natural	0,10	W Impregn.	FDA EU ●	▽ □ AM	
Clina (PVC)	C07 CF	PVC	70	White	0,50	Smooth			Natural		WP	FDA EU	⊕
	C07 JF	Felt		White		Felt			Natural		Fabric		
	C12 CF	PVC	70	White	0,50	Smooth			Natural		WP	FDA EU	⊕
	C12 DF	PVC	70	White	0,70	Pattern D			Natural		WP	FDA EU	⊕
	C13 FF			Natural		Fabric			Natural		Fabric	FDA EU ●	
	C16 FF			Natural		Cotton-Poly.			Natural		Cotton-Poly.	FDA EU ●	
	C17 CF	PVC	76	White	1,00	Smooth	hard PVC		White	0,10	Impregn.	FDA EU	⊕ SW
	C20 CF	PVC	70	White	0,80	Smooth			Natural		WP	FDA EU	⊕
	C20 CK	PVC	70	White	1,50	Smooth	PVC	90	White	0,70	Pattern K	FDA EU	⊕
	C21 CK	PVC	70	White	0,50	Smooth	PVC	90	White	0,70	Pattern K	FDA EU	⊕
	C22 CF	PVC	70	White	2,00	Smooth			Natural		WP	FDA EU	⊕
	C30 CF	PVC	70	White	0,80	Smooth			Natural		WP	FDA EU	⊕
	C30 CK	PVC	70	White	1,50	Smooth	PVC	90	White	0,70	Pattern K	FDA EU	⊕

^v = PVC between plies W impregn. = Impermeabilized fabrics (Wicking Test G11)

WP = Low-capillary fabric "Water Proof" (Wicking Test G11)

	Constant (intermittent) temperature °C	Fabrics		Belt thickness mm	Belt weight kg/m ²	at 20°C		Breaking load N/mm	Working load at 1% elongation N/mm	Working load at 1.5% elongation N/mm	Max. roll width mm	Belt type		
		N° of plies	Weft			A  B	Ø mm							
	-5 (-15) +80 (100)	2	Rigid	5,50	4,20	45	70	120	8	12	2000	A10 G2F	Aster	
	-15 (-25) +80 (100)	2	Rigid	5,00	4,80	80	130	200	14	20	2000	A21 HF		
	-15 (-25) +80 (100)	2	Rigid	5,50	4,80	100	160	200	14	20	2000	A21 LF		
	-15 (-25) +80 (100)	2	Flexible	4,10	4,50	80	100	200	20	28	2000	A21 ZK		
	-15 (-25) +80 (100)	2	Flexible	18,60	8,00	190	210	200	18	28	800	A26 X1C		
	-15 (-25) +80 (100)	2	Flexible	18,60	7,60	150	200	200	18	28	600	A26 XC		
	-15 (-25) +80 (100)	3	Flexible	19,70	9,30	230	280	300	28	40	800	A36 X1C		
	-15 (-20) +90 (110)	1	Rigid	0,75	0,80	4	15	60	5	7	2200	CS06 UF	Standard TPU	
	-15 (-20) +90 (110)	1	Rigid	0,82	0,90	5	15	60	5	7	1250	CSX06 K1F		
	-15 (-20) +90 (110)	1	Rigid	0,75	0,80	4	15	60	5	7	2200	CS07 UF		
	-15 (-20) +90 (110)	1	Rigid	0,75	0,80	4	15	60	5	7	2200	CS07 UFMT		
	-15 (-20) +90 (110)	1	Rigid	1,30	1,10	6	20	50	4	6	1250	CSX08 AF-BR		
	-15 (-20) +90 (110)	1	Rigid	1,20	1,10	6	20	50	4	6	1300	CSX08 DF		
	-15 (-20) +90 (110)	1	Rigid	1,00	1,00	6	20	50	4	6	2200	CS08 UF		
	-15 (-20) +90 (110)	1	Rigid	1,00	1,00	6	20	50	4	6	2200	CS08 UFMT		
	-15 (-25) +90 (110)	2	Rigid	1,20	1,20	5	5	120	8	12	2200	CS09 FF		
	-15 (-20) +90 (110)	2	Rigid	1,45	1,65	6	30	120	8	12	2200	CS09 UF		
	-15 (-20) +90 (110)	2	Rigid	1,45	1,65	6	30	120	8	12	2200	CS09 UFMT		
	-15 (-25) +90 (110)	2	Flexible	1,40	1,10	10	10	110	6	8	2200	CS10 FF		
	-15 (-20) +90 (110)	2	Rigid	1,65	1,95	8	40	120	8	12	2200	CS10 UFMT		
	-10 (-15) +80 (105)	2	Rigid	1,60	1,90	20	50	120	10	16	2000	CS12 UF ^v		
	-10 (-15) +80 (105)	2	Rigid	1,50	1,80	20	50	120	10	16	2-3000	C12 UFMT ^v		
	-10 (-15) +90 (110)	2	Rigid	2,60	3,10	60	100	200	12	18	2100	CS20 UFMT		
	-15 (-20) +90 (110)	1	Rigid	1,55	1,30	10	10	60	5	7	2000	NS07 AY	S Low noise fabric	
	-15 (-20) +90 (110)	1	Rigid	0,75	0,80	4	15	60	5	7	2200	NS07 UFMT		
	-15 (-25) +90 (110)	1	Rigid	0,45	0,35	8	8	60	5	7	3000	N07 UU		
	-15 (-20) +90 (110)	1	Rigid	1,00	1,00	6	20	50	4	6	2200	NS08 UFMT		
	-15 (-20) +90 (110)	2	Rigid	1,45	1,65	6	30	120	8	12	2200	NS09 UF		
	-15 (-20) +90 (110)	2	Rigid	1,45	1,65	6	30	120	8	12	2200	NS09 UFMT		
	-10 (-15) +90 (110)	2	Rigid	1,45	1,65	8	30	120	8	12	2200	NS09UFMT-H-BL08		
	-10 (-15) +90 (110)	2	Extra rigid	2,40	2,90	30	50	140	6	10	2200	NS11UFMT		
	-10 (-15) +90 (110)	2	Rigid	2,60	3,10	60	100	200	12	18	2100	NS20 UFMT		
	-25 (-30) +90 (110)	1	Rigid	1,55	1,25	10	10	60	5	7	2000	CP07AY-AM		▼ Resistant to mineral oils and fats
	-25 (-30) +90 (110)	1	Rigid	0,75	0,80	4	15	60	5	7	2200	CP07UFMT-AM		
	-25 (-30) +90 (110)	2	Rigid	1,20	1,35	6	30	100	8	11	2200	CP09UFMT-AM		
	-25 (-30) +90 (110)	2	Rigid	2,10	2,20	30	50	100	9	15	1250	CPX09UA2MT-AM		
	-25 (-30) +90 (110)	2	Rigid	1,60	1,65	10	50	80	6	9	2200	CP10UFMT-AM-FL		
	-25 (-30) +90 (110)	1	Rigid	0,75	0,80	4	15	60	5	7	2200	NP07UFMT-AM	▽ Resistant to vegetable oils and animal fats	
	-25 (-30) +90 (110)	2	Rigid	1,60	1,65	6	30	100	8	12	2000	NP09DF-AM		
	-25 (-30) +90 (110)	2	Rigid	1,00	1,00	5	5	100	8	11	2200	NP09FF	⊕ Resistant to vegetable oils and fats, and partially resistant to animal oils and fats	
	-25 (-30) +90 (110)	2	Rigid	1,20	1,35	6	30	100	8	11	2200	NP09UFMT-AM		
	-10 (-15) +90 (110)	2	Rigid	1,20	1,35	6	30	100	8	11	2200	NP09UFMTMD-BL09	⊠ Partially resistant to vegetable and animal oils and fats	
	-25 (-30) +90 (110)	2	Rigid	2,10	2,20	30	50	100	9	15	1250	NPX09 UA2MT-AM		
	-25 (-30) +90 (110)	2	Rigid	3,15	3,20	100	100	200	12	18	1250	NPX20 UA2MT-AM		
	-25 (-30) +90 (110)	2	Rigid	1,60	1,65	10	50	80	6	9	2200	NP10UFMT-AM-FL		
	-25 (-30) +90 (110)	2	Flexible	2,30	2,60	60	90	80	9	14	2200	NP13UFMT-AM-FL	□ Abrasion resistant	
	-15 (-25) +80 (100)	1	Rigid	1,00	1,10	10	25	60	5	7	3000	C07 CF	■ Cut resistant	
	-5 (-15) +80 (100)	1	Rigid	2,90	2,05	60	80	85	8	10	2000	C07 JF		
	-15 (-25) +80 (100)	2	Rigid	2,10	2,50	35	55	120	10	15	3000	C12 CF		
	-15 (-25) +80 (100)	2	Rigid	2,30	2,50	35	55	120	10	15	2000	C12 DF		
	-15 (-25) +80 (100)	2	Rigid	2,00	2,30	40	40	120	9	12	3000	C13 FF		
	-15 (-25) +80 (100)	2	Rigid	2,55	2,20	40	40	160	5	8	2200	C16 FF		
	-15 (-25) +80 (100)	1	Semirigid	2,75	3,10	55	75	150	17	25	2-3000	C17 CF		
	-15 (-25) +80 (100)	2	Rigid	2,80	3,30	55	75	200	15	22	3000	C20 CF		
	-15 (-25) +80 (100)	2	Extra rigid	4,10	4,85	75	90	140	9	15	2000	C20 CK		
	-15 (-25) +80 (100)	2	Flexible	2,60	3,10	75	75	200	20	28	2000	C21 CK		
	-15 (-25) +80 (100)	2	Rigid	4,00	4,80	80	100	200	17	25	3000	C22 CF		
	-15 (-25) +80 (100)	3	Rigid	3,70	4,40	110	140	300	22	30	3000	C30 CF		
	-15 (-25) +80 (100)	3	Extra rigid	5,20	6,20	130	150	210	16	25	2000	C30 CK		
														⊕ ATEX certified
														⊕ Pyrolysis test
													⊕ Flame retardant	
													SW Solid Woven	
													AM Anti-microbial	
													⊕ Anti-Hydrolysis	
													FL Frayless	
													MD Metal & X-Ray Detectable	



Finish X1: also available in 400, 500 and 600 mm.
A26 X1C: supplied in rolls of 100 m.

- ⊕ Antistatic
- ⊕ Antistatic top cover
- ⊕ Antistatic bottom cover
- S Low noise fabric
- FDA Food quality
- EU Food quality Regulation EU 10/2011
- EU* Food quality Regulation 1935/2004
- Low friction coefficient

- ▼ Resistant to mineral oils and fats
- ▽ Resistant to vegetable oils and animal fats
- ⊕ Resistant to vegetable oils and fats, and partially resistant to animal oils and fats
- ⊠ Partially resistant to vegetable and animal oils and fats
- Abrasion resistant

- Cut resistant
- ⊕ ATEX certified
- ⊕ Pyrolysis test
- ⊕ Flame retardant
- SW Solid Woven
- AM Anti-microbial
- ⊕ Anti-Hydrolysis
- FL Frayless
- MD Metal & X-Ray Detectable

Food conveyor belts

Belt type	Top cover					Bottom cover					Special characteristics		
	Material	Hardness °ShA	Color	Thickness mm	Finish	Material	Hardness °ShA	Color	Thickness mm	Finish			
Febor	F12 CF BL	PVC	85	Blue 06	0,50	Smooth			Natural		Fabric	☉ FDA EU	
	F12 CF WH	PVC	85	White	0,50	Smooth			Natural		Fabric	☉ FDA EU	
	F12 CK BL	PVC	85	Blue 06	0,50	Smooth	PVC	90	Blue 06	0,70	Pattern K	☉ FDA EU	
	F14 CF BL	PVC	85	Blue 06	1,00	Smooth			Natural		Fabric	☉ FDA EU	
	F14 CF WH	PVC	85	White	1,00	Smooth			Natural		Fabric	☉ FDA EU	
	F18 CF BL	PVC	85	Blue 06	1,00	Smooth			Natural		Fabric	☉ FDA EU	
	F21 CC	PVC	75	White	2,00	Smooth	PVC	75	White	1,00	Smooth	☉ FDA EU	☐ ☉ ☉ ☉
	F31 CC	PVC	75	White	2,00	Smooth	PVC	75	White	1,00	Smooth	☉ FDA EU	☐ ☉ ☉ ☉
	F32 CC	PVC	75	White	2,75	Smooth	PVC	75	White	1,50	Smooth	☉ FDA EU	☐ ☉ ☉ ☉
	F41 CC	PVC	75	White	2,00	Smooth	PVC	75	White	1,00	Smooth	☉ FDA EU	☐ ☉ ☉ ☉
	F61 CC	PVC	75	White	2,30	Smooth	PVC	75	White	1,00	Smooth	☉ FDA EU	☐ ☉ ☉ ☉
F91 CC	PVC	75	White	3,00	Smooth	PVC	75	White	1,00	Smooth	☉ FDA EU	☐ ☉ ☉ ☉	
Novak (PVC)	N09 CF	PVC	70	Blue 06	0,50	Smooth			Natural		WP	FDA EU	☉
	N12 G2F	PVC	65	Blue 06	4,00	Pattern G2			Natural		Fabric	FDA EU*	
	N13 SF	Silicone		Blue 01	0,10	Impregn.	PU		Blue 10	0,10	W impregn.	☉ FDA EU*	
	N19 CF	PVC	70	Blue 06	0,80	Smooth			Natural		WP	FDA EU	☉
	N19 CK	PVC	70	Blue 06	1,00	Smooth	PVC	90	Blue 06	0,70	Pattern K	FDA EU	☉
	N20 CK	PVC	70	Blue 06	1,50	Smooth	PVC	90	Blue 06	0,70	Pattern K	FDA EU	☉
	N30 CY	PVC	70	Blue 06	1,00	Smooth	PVC	70	Blue 06	0,50	Pattern Y	FDA EU	☉
Espot	E20 CC	PVC	73	White	1,00	Smooth	PVC	73	White	1,00	Smooth	☉ FDA EU	☉ ☉
	E30 CC	PVC	73	White	2,00	Smooth	PVC	73	White	1,00	Smooth	☉ FDA EU	☉ ☉
	E40 CC	PVC	73	White	2,00	Smooth	PVC	73	White	1,00	Smooth	☉ FDA EU	☉ ☉
	E81 CC	PVC	73	White	1,00	Smooth	PVC	73	White	1,00	Smooth	☉ FDA EU	☉
	E90 CC	PVC	73	White	2,00	Smooth	PVC	73	White	1,00	Smooth	☉ FDA EU	☉
Poler	P18 EF	Polyester	93	Natural	0,35	Mat			Natural		Fabric	☉ FDA EU	● ▼ ☐ ☉
	P18 T1F	Polyester	93	Natural	2,10	Pattern T1			Natural		Fabric	☉ FDA EU	▼ ☐ ☉
Verna	V12 PF	Polyolef.	91	Transp.	0,50	Mat			Natural		Fabric	FDA EU	☉
	V18 PF	Polyolef.	91	Transp.	0,50	Mat	Polyolef.		Natural	0,10	Impregn.	☉ FDA EU	☉
	V18 PP	Polyolef.	91	Transp.	0,50	Smooth	Polyolef.	91	Transp.	0,20	Smooth	FDA EU	☉
	V18 T1F	Polyolef.	91	Transp.	2,10	Pattern T1	Polyolef.		Natural	0,10	Impregn.	☉ FDA EU	☉
	V20 PF	Polyolef.	91	Transp.	0,50	Mat	Polyolef.		Natural	0,10	Impregn.	☉ FDA EU	☉
	V30 PF	Polyolef.	91	Transp.	0,50	Mat	Polyolef.		Natural	0,10	Impregn.	☉ FDA EU	☉
	V08 SF	Silicone	40	White	0,30	Smooth	PU		Natural	0,10	Impregn.	☉ FDA EU*	▼
	V12 SCF ^V	Silicone	40	Transp.	0,30	Smooth			Natural		Fabric	FDA EU*	▼
	V12 SUF	Silicone	40	Transp.	0,30	Smooth			Natural		Fabric	FDA EU*	▼
V12 SUF BL	Silicone	40	Blue 01	0,30	Smooth			Natural		Fabric	FDA EU*	▼	


☉ = PVC between plies.

Skirt

Type	Material	Manufacturing width mm	Thickness mm	Hardness °ShA	Weight Kg/m ²	Special characteristics	Available colors
V15 PL	Polyolefin	1850	2,10	91	1,10	FDA, EU, Pyrolysis	Transparent
F07CC-GR-EU	PVC	2000	1,30	85	1,60	FDA, EU, Antistatic	Green 00
NF 104	PVC	100	4,00	70	0,50*	FDA, EU, Antistatic, Oil resist.	White, Green 00, Blue 06
UNSS75	PU	75	2,10	85	0,20*	FDA, EU, Oil resist.	White, Green 09, Blue 06
UNRS85	PU	87	3,30	85	0,365*	FDA, EU, Oil resist.	White, Green 09, Blue 06
EF603-BL06***	Polyester	60	3,00	40**	2,00	FDA, EU, Oil resist.	Blue 06

*** Special - Supplied in full roll ** °ShD * Weight in Kg/m

More usual Patterns



Type A



Type A2





Type C3



Type D



Type G2

	Constant (intermittent) temperature °C	Fabrics		Belt thickness mm	Belt weight kg/m ²	at 20°C		Breaking load N/mm	Working load at 1% elongation N/mm	Working load at 1.5% elongation N/mm	Max. roll width mm	Belt type	
		Nº of plies	Weft			A  Ø mm	B  Ø mm						
	-5 (-15) +80 (100)	2	Rigid	2,00	2,40	35	55	120	10	15	3000	F12 CF BL	Febor
	-5 (-15) +80 (100)	2	Rigid	2,00	2,40	35	55	120	10	15	3000	F12 CF WH	
	-5 (-15) +80 (100)	2	Rigid	2,80	3,00	50	50	120	10	15	2000	F12 CK BL	
	-5 (-15) +80 (100)	2	Rigid	2,50	2,90	40	60	120	10	15	3000	F14 CF BL	
	-5 (-15) +80 (100)	2	Rigid	2,50	2,90	40	60	120	10	15	3000	F14 CF WH	
	-5 (-15) +80 (100)	3	Rigid	3,50	4,30	80	100	180	12	18	3000	F18 CF BL	
	-15 (-25) +80 (100)	2	Flexible	5,00	6,10	140	190	200	20	28	2000	F21 CC	
	-15 (-25) +80 (100)	3	Flexible	6,10	7,60	200	250	300	30	40	2000	F31 CC	
	-15 (-25) +80 (100)	3	Flexible	7,40	9,40	300	350	300	30	40	2000	F32 CC	
	-15 (-25) +80 (100)	4	Flexible	7,40	9,20	300	350	400	35	50	2000	F41 CC	
	-15 (-25) +80 (100)	3	Flexible	7,70	9,40	350	400	700	55	90	2000	F61 CC	
	-15 (-25) +80 (100)	3	Flexible	9,60	11,90	400	500	900	75	130	2000	F91 CC	
	-15 (-25) +80 (100)	2	Rigid	2,10	2,50	35	55	120	10	15	3000	N09 CF	Novak (pvc)
	-5 (-15) +80 (100)	2	Rigid	5,50	4,20	45	70	120	9	13	2000	N12 G2F	
	-15 (-25) +80 (110)	2	Rigid	1,80	2,00	30	30	120	10	15	2-3000	N13 SF	
	-15 (-25) +80 (100)	2	Rigid	2,80	3,30	55	75	200	15	22	3000	N19 CF	
	-15 (-25) +80 (100)	2	Flexible	3,10	3,60	75	75	200	20	28	2000	N19 CK	
	-15 (-25) +80 (100)	2	Extra rigid	4,10	4,85	75	90	140	9	15	2000	N20 CK	
	-15 (-25) +80 (100)	3	Extra rigid	4,30	5,00	140	140	210	16	25	2000	N30 CY	
	-15 (-25) +80 (100)	2	Flexible	4,30	5,20	140	140	200	20	28	2000	E20 CC	Espot
	-15 (-25) +80 (100)	3	Flexible	6,20	7,70	200	250	300	30	40	2000	E30 CC	
	-15 (-25) +80 (100)	4	Flexible	7,40	9,20	300	350	400	35	50	2000	E40 CC	
	-15 (-25) +80 (100)	3	Flexible	7,80	9,60	400	400	800	65	95	2000	E81 CC	
	-15 (-25) +80 (100)	3	Flexible	9,00	11,20	400	500	900	75	130	2000	E90 CC	
	-20 (-30) +100 (120)	2	Flexible	2,40	2,50	40	100	200	12	20	2000	P18 EF	Poler
	-20 (-30) +100 (120)	2	Flexible	4,50	3,10	120	140	200	12	20	2000	P18 T1F	
	-15 (-25) +45 (65)	2	Rigid	2,10	1,95	50	70	110	10	15	2000	V12 PF	Verna
	-15 (-25) +45 (65)	2	Flexible	2,50	2,40	60	80	200	12	20	2-3000	V18 PF	
	-15 (-25) +45 (65)	2	Flexible	2,70	2,80	80	80	200	14	20	2000	V18 PP	
	-15 (-25) +45 (65)	2	Flexible	4,60	2,90	95	140	200	12	18	2000	V18 T1F	
	-15 (-25) +45 (65)	2	Rigid	2,50	2,40	60	80	200	13	22	2-3000	V20 PF	
	-15 (-25) +45 (65)	3	Rigid	3,60	3,40	150	200	300	18	32	2-3000	V30 PF	
	-25 (-35) +150 (170)	1	Extra rigid	1,00	1,00	8	20	50	4	6	2000	V08 SF	
	-15 (-25) +80 (110)	2	Rigid	1,75	2,00	35	55	120	10	15	2-3000	V12 SCF ^V	
	-15 (-25) +90 (110)	2	Rigid	1,40	1,50	8	50	120	10	15	2-3000	V12 SUF	
	-15 (-25) +90 (110)	2	Rigid	1,40	1,50	8	50	120	10	15	2000	V12 SUF BL	




- ☉ Antistatic
- ☉ Antistatic top cover
- ☉ Antistatic bottom cover
- S Low noise fabric
- FDA Food quality

- EU Food quality Regulation EU 10/2011
- EU* Food quality Regulation 1935/2004
- Low friction coefficient
- ▼ Resistant to mineral oils and fats
- ▽ Resistant to vegetable oils and animal fats
- ⊕ Resistant to vegetable oils and fats, and partially resistant to animal oils and fats
- ☑ Partially resistant to vegetable and animal oils and fats

- ☐ Abrasion resistant
- Cut resistant
- ⊕ ATEX certified
- ⊕ Pyrolysis test
- ⊕ Flame retardant
- SW Solid Woven

- AM Anti-microbial
- ⊕ Anti-Hydrolysis
- FL Frayless
- MD Metal & X-Ray Detectable



Type H



Type K1



Type K



Type L




Type Q



Type T



Type T1




Type W3



Type X



Type X1



Type Y1



Type Z

esbelt series



Aster series

Food. White, FDA food-quality.
Industry. Green and black. Belts with an embossed cover for lifting or lowering packaged or bulk products.



Breda series

Industry. High resistance to abrasion, chemical products and mineral oils. Excellent performance under difficult working conditions.



Clina series

Food. Excellent resistance to vegetable oils and animal fats. Non-toxic. PVC and PU.



Drago series

Industry. Resistant to cuts, abrasion and mineral oils. For roller, troughed conveyors and bucket elevators. Conveyance of clay, chemical fertilizers and grain materials.




Esport series

Food. Excellent resistance to vegetable oils and fats. For roller troughed conveyors and bucket elevators. Conveyance of organic materials: food, seeds, compound fodders, waste.



Febor series

Industry. Green – Packaged or grain products free of oils or fats. Black – Flame retardant belts, airports, logistics centres. **Food.** White and blue - FDA food-quality, flame-retardant, resist. to abrasion. Sugar, carrots and other vegetables.



Hipro series

Industry. Excellent resistance to abrasion, better than some elastomers, highly antistatic, fusion splice. Conveyance and processing of cardboard, paper and other abrasive materials.



Keram series

Industry. Highly resistant to cuts and mineral oils. Automobile industry (cutting and stamping of metal).



Novak series

Food. PVC and PU blue belts. Excellent resistance to vegetable oils and animal fats.



Poler series

Tobacco. Polyester belts compliant with Pyrolysis test. They work extremely well at high temperatures.



Premium TPU series

Food. Bacteriostatic formulation with strong and long lasting antimicrobial & antibiofilms effects (ISO 22196). Highly resistant to hydrolysis. Fabrics with low capillarity (Wicking Test G11-FDA 2011).



Standard TPU series

Food. Highly resistant to animal and vegetable oils and fats, no cracks, high level of hygiene. High resistance to cut and abrasion. Fabrics with low capillarity (Wicking Test G11-FDA 2011).




Verna series

Tobacco and Food. Polyolefin belts compliant with Pyrolysis test. Silicone belts for conveying very sticky products.



Washflow series

Food. High resistance plastic mesh belts. A new concept in belts for the washing and conveyance of vegetables, fruit and frozen food, as well as for draining liquids and screening solid waste.




Smart Drive

Food. Positive drive belt that adapts to the most demanding conveying needs with flexible, hygienic and safe design. It can be configured in multiple ways to guarantee the best performance in every application.



Fabric-free elastic

Food. Belt with excellent elasticity and low load on axles. Food safety, easy to clean and maintain. No delamination of layers, no fraying, no contamination from fibres.



SWAPbelts - modulars

For more technical details, please refer to the main SWAPbelts catalogue.

Food & Industry. Robust and easy to maintain. Resistant to abrasion, chemicals and extreme temperatures. Flights, sidewalls or other accessories can be attached as required. Made of PE, PP and POM and in different colors.

Main normatives

Food Regulations

These are very complicated regulations and are constantly evolving. To comply with them, we must follow strictly, what is established by FDA and/or the EU Regulations EC1935/2004 and EU10/2011 as well as their subsequent extensions, this requires much specialization.

In particular, the Declaration of Compliance should include information about the global and specific migrations as well as the simulants used with respect to the normative or regulation compliance. The credibility of the manufacturer who issues the Certificates is vital, e.g. in **esbelt**, we always test our belts against the most aggressive simulant which best replicates the harshest possible condition during the use of our belts.

Low capillarity (Wick Resistant)

Waterproof fabrics that pass Wicking Test G11-FDA 2011 (wick resistant). They prevent the penetration of water, oils and pathogenic microorganisms through capillarity, avoiding ply-separation of the belt and enhancing hygiene in food applications.

Anti-microbial AM belts

Reduce microbial growth by over 99% (tested according to ISO 22196 norm). They solve or minimize the prevalent problem of the belts adding microbial load to the conveyed food product in between successive belt sanitization. The effectiveness of this anti-microbial property lasts for the entire belt life as it is based on an innovative formulation which is stable and non-hydrosoluble (unlike silver ions).

ATEX


European regulations applied for preventive purposes to equipment components, such as conveyor belts, used in potential explosive atmospheres: conveyance of powdered grain products or storage in silos, especially if bucket elevators are used. **Esbelt** belts in the Esport, Drago and Febor sugar series are ATEX certified (Category 2 defined by Directive 2014/34/EU on non-electrical components).

Some esbelt specialties

Mesh belts

Designed mainly for washing, drying, cooling, filtering, draining and grey water treatment processes.


The PVC lateral reinforcements ensure dimensional stability, better adherence to the drum and lower elongation. Accessories such as profiles can be welded directly onto the belt depending on the application requirements.



Sealed belt edges (molded edges)

In **esbelt**, we can seal the edges of PU belts from 1-ply 0.8mm thick with smooth, mat or embossed top and bottom cover. Sealed edges prevent oils and moistures from penetrating the fabric layer of the conveyor belts from the borders, thus avoiding microbial growth and ply separation. They also prevent fabric fiber from sticking out from the belt edges and contaminating the conveyed products.

The belt edges are protected while maintaining its flexibility to work on knife edge applications.



Grape harvesting machine belts


Our many years of experience and number of metres manufactured make **esbelt** a leading company in this market.

Well tested and widely recognised, our belts offer robustness and high transversal rigidity, working fully flat and centred. They last twice the average and can be repaired allowing a belt life up to two seasons. High frequency thermowelded profiles with excellent resistance to impact and tear.



Perforated belts

Supply of perforated belts for bucket elevator belts as well as vacuum belts, draining belts, etc. Possibility of punching holes of different diameters and arrangements.



...other specialties

Esbelt offers many other belt specialties such as: splices with **hidden fasteners**; **continuous waves** on the belt surface to protect and convey delicate fruit, **longitudinally cut profiles**, very popular in the fruit and vegetable sector, etc.

Cleats (flights)


for conveyor belting

Inclined conveyors occasionally require belts with profiles or cleats (flights) on the carrying surface. These prevent slippage of the conveyed material and increases the belt capacity.

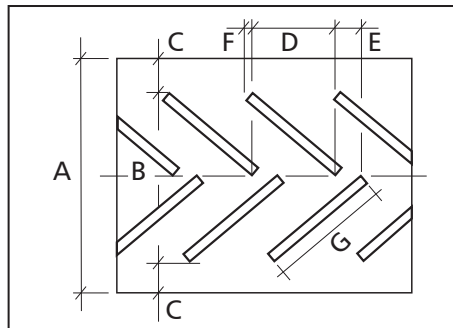
The type and height of the most suitable cleat (flight) is determined according to the characteristics of the conveyed material and the inclination of the conveyor. Optimum conveying capacity can be achieved up to angles of 70° by this means.

Notched PVC and PU trapezoidal tracking guides can be supplied; this increases belt flexibility and when fitted to the underside of the belt can reduce the minimum pulley diameter by 10%.

esbelt cleats (flights) are oil and fat resistant.



Arrangement of cleats in open "V" pattern (herringbone)



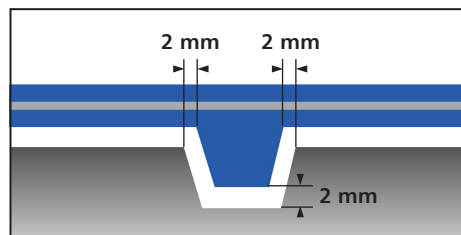
Dimensions mm							
A	400	500	600	650	800	1000	1200
B	300	400	450	480	600	800	900
C	50	50	75	85	100	100	150
D	180	205	210	225	286	348	390
E	20	20	20	20	20	20	20
F	18	18	24	30	50	60	60
G	250	300	325	350	450	550	600

Recommendations for profile attachment

Profile attachment is best carried out on **2 or more ply belts**.

Minimum covers thickness for profile type are given below.

To obtain good results with a tracking guide, the grooves in the pulleys, rollers and slider beds must be larger than the tracking guide which is welded to the belt.






Material and type of profile	Minimum cover thickness	
PVC	short fingers	0,3 mm
	height 20 and 30 mm	0,5 mm
	reinforced profiles	0,8 mm
	height 40, 50, 60 mm and types NE.012 and NE.C14	0,8 mm
	height 70, 80 mm and types NE.K16, NE.015 and fingers	1 mm
PU	all types	0,3 mm
TPE	all types	0,3 mm
PO	all types	0,5 mm

Belt support on the return side

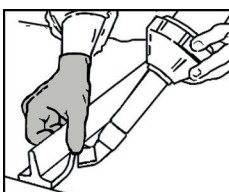
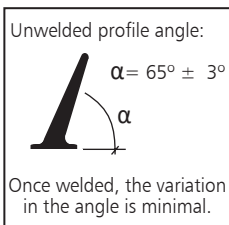
1. Belt with cleats (flights) in "V", section supported on a cylindrical roller.
2. Supported on two lateral pulleys.
3. Supported on three pulleys.
4. Belt with internal tracking guide supported by a cylindrical roller and driven by a grooved driving pulley.
5. Belt with sidewalls supported by a cylindrical roller which is narrower than the belt.
6. Belt with sidewalls and transverse cleat supported by a cylindrical roller.

Cleats (flights)



(2) The minimum recommended diameters given are for normal working conditions, at 20°C. Lower temperatures require greater diameters.

(3) Profile positioning:
 T - Transversal
 G - Inner tracking guide
 L - Lateral retaining wall,
 V - V-shaped



Section	Type	Dimensions			Material (1)	Weight g/m	Transverse		Longitudinal		Possible positioning (3)
		b mm	h mm	a mm			minimum pitch mm	minimum \varnothing (2) mm	minimum \varnothing mm (2)	bottom side	
	NE.008-62	8	8		PVC	75	28	100	60	110	T - G - L - V
	NE.012-62	12	12			175	32		80	120	
	PE.008	8	8		PO	56	28	100			T - V
	PE.012	12	12			133	32				
	NE.015-62	20	15		PVC	330			200	250	G - L
	NA.X04-62	6	4	4,0	PVC	23			25	30	G - L
	UA.X04	6	4	4,0	PU	24			25	30	G - L
	UA.X04-MD-BL09	6	4	4,0							
	NE.Y05-62	8	5	4,4	PVC	40	28	50	50	60	T - G - L - V
	NE.Z06-62	10	6	5,6		60	30	70	70	80	
	NE.A08-62	13	8	7,2		100	33	90	90	100	
	NE.B11-62	17	11	9,0		180	37	100	100	120	
	NE.C14-62	22	14	11,8		300	42	150	150	180	
	NE.K16-70	30	16	18,4		470	50	250	250	250	
	UE.Y05	8	5	4,4	PU	40	28	50	50	60	T - G - L - V
	UE.Z06	10	6	5,6		59	30	70	70	80	
	UE.A08	13	8	7,2		98	33	90	90	100	
	UE.B11	17	11	9,0		170	37	100	100	120	
	UE.Y05-MD-BL09	8	5	4,4		40	28	50	50	60	
	UE.Z06-MD-BL09	10	6	5,6		59	30	70	70	80	
	UE.A08-MD-BL09	13	8	7,2	98	33	90	90	100		
	PE.Z06	10	6	5,6	PO	46	30	100			T - V
PE.A08	13	8	7,2	75		33	110				
PE.B11	17	11	9,0	130		37	120				
EE.Z06	10	6	5,6	TPE	56	30	80		80	T - G - L - V	
EE.A08	13	8	7,2		95	33	90		100		
EE.B11	17	11	9,0		167	37	100		120		
	DA.X04-62	6	3,5	4,25	PVC	18			15		G - L
	DE.Y05-62	8	4,5	4,7		30			35		
	DE.Z06-70	10	5,5	6,0	PVC	45			50		G - L
	DE.A08-62	13	7,5	7,5		75			70		
	DE.B11-62	17	10,5	10,3		140			80		
	DE.C14-62	22	13,5	12,2		245			125		
	DE.K16-70	30	15,5	18,4	370			170			
	DUA.X04	6	3,5	4,25	PU	19			15		G - L
	DUE.Y05	8	4,5	4,7		35			35		
	DUE.Z06	10	5,5	6,0	PU	45			50		G - L
DUE.A08	13	7,5	7,5	74				70			
DUE.B11	17	10,5	9,0	130				80			
	NV.020-70	25	20		PVC	285		120			T
	NV.030-70	25	30			370		120			
	NV.040-70	25	40			450	45	120			
	NV.050-70	25	50			600		120			
	NV.060-70	25	60			700		150			
	NL.030-70	25	30		PVC	430	50	120			T
	NL.040-70	25	40			550	50	120			
	NL.050-70	25	50			700	50	120			
	NL.060-70	25	60			780	50	150			
	NL.070-70	40	70			1240	130	170			
	NL.080-70	40	80			1400	130	180			
	UV.020	10	20		PU	140		40			T
	UV.030	10	30			180		45			
	UV.040	10	40			230	30	50			
	UV.050	10	50			300		50			
	UV.050-MD-BL09	10	50			300		50			
	PV.020	10	20		PO	95					T
	PV.030	10	30			135	30	100			
	PV.050	10	50			235					
	EV.020	10	20		TPE	130					T
	EV.030	10	30			170	30	80			
	EV.050	10	50			300					
	UL.030	10	30		PU	215		45			T
	UL.040	10	40			255	40	50			
	UL.050	10	50			320		50			
	PL.030	10	30		PO	155					T
	PL.050	10	50			225	40	100			
	EL.030	10	30		TPE	210					T
	EL.050	10	50			310	40	80			
	NEM.040-62	45	40		soft PVC	640		120			T
	NEM.060-62	55	60		1050		150				
	NEQ.040-62	42	40		soft PVC	635		120			T
	NEQ.060-62	60	60			1150		150			
	NEQ.070-62	60	70			1400		170			

Profiles

(1) Material		Color	Special characteristics	Hardness	Temperature °C
PVC	PVC	Green 00 - White - Blue 06	FDA, EU, antistatic, oil resistant.	70° ShA	-10 +80
PVC	PVC	Black	Antistatic, oil resistant.	70° ShA	-10 +80
soft PVC	PVC	Green 00 - White - Blue 06	FDA, EU, antistatic, oil resistant.	62° ShA	-15 +80
PU	Polyurethane	Green 09 - White - Blue 06	FDA, EU, oil resistant.	85° ShA	-10 +100
PU-MD	Polyurethane MD	Blue 09	FDA, EU, oil resistant, Metal & X-Ray detectable, Anti-hydrolysis.	85° ShA	-20 +100
PO	Polyolefin	Transparent	FDA, EU, oil resistant.	90° ShA	-10 +50
TPE	Polyester	Natural	FDA, EU, oil resistant.	40° ShD	-20 +105



Other profiles

Fingers and Short Fingers

As an alternative of cleats, **esbelt** provides **"Finger"** profiles. Specially indicated for conveying fruit on inclined sections (preventing sharp knocks that might damage the appearance) and frozen food products (the cylindrical structure prevents the frozen product from sticking to the belt).

Esbelt offers **"Short Fingers"** used mainly in harvesters of thin-skinned (apples, nectarines, peaches, pears, etc.) and the conveyance and selection of asparagus.


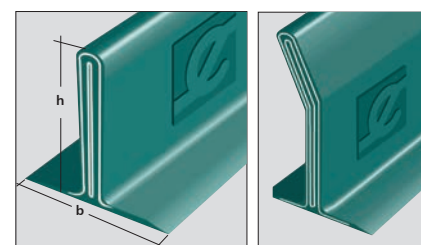
Profile	Height mm	Hardness °ShA	Color	∅ minimum mm
Fingers	92	80	White - Green - Blue 06	100
Short fingers	25	67		60



Reinforced profile

Esbelt offers reinforced profiles in different heights, specially designed for applications involving difficult conditions; in general all applications in which the profiles undergo impact on receiving or conveying material. Excellent resistance to ripping and cutting. Strong and long-lasting that increase transverse rigidity of the belt, producing greater stability on the conveyor.

Profile	Dimensions		Transverse		Length mm	Color	Material
	b mm	h mm	Minimum pitch mm	minimum ∅ (2) mm			
NRR030	50	30	70	120	2000	Blue 06, White & Green 00	straight PVC
NRR050		50					
NRR070		70					
NRR100		100					
NIR070		68					
NIR100		97					
URR020	25	20	55	80	2000	Blue 06 & Black	straight PU
URR030		30					
URR040		40					
URR050		50					
URR060		60					
URR090		90					



Runer

PVC "Runer" -without base-

Profile welded directly onto belt.

FRRS Type

- With internal polyester reinforcement: Resistant to the drum pressure at the inflections and on the return side.
- Recommended for particularly long and wide conveyors or for conveyors with inflections.

PVC	hF mm height	aF mm width*	cF mm pitch	Minimum diameter mm	Thickness mm
FRRS35	35	51	55	80	5
FRRS40	40	51	55	100	5
FRRS45	45	51	55	100	5
FRRS50	50	51	55	120	5
FRRS55	55	51	55	120	5
FRRS60	60	51	55	140	5
FRRS65	65	51	55	140	5
FRRS70	70	51	55	160	5
FRRS75	75	51	55	160	5
FRRS80	80	51	55	180	5
FRRS85	85	51	55	180	5
FRRS90	90	51	55	200	5
FRRS95	95	51	55	220	5
FRRS100	100	51	55	220	5

*For belts wider than 1700mm, aF=48

FSSS Type

- With internal polyester reinforcement.
- Recommended for straight or lighter conveyors.

PVC	hF mm height	aF mm width*	cF mm pitch	Minimum diameter mm	Thickness mm
FSSS35	35	33	30	80	3,5
FSSS40	40	33	30	90	3,5
FSSS45	45	33	30	90	3,5
FSSS50	50	33	30	100	3,5
FSSS55	55	33	30	100	3,5
FSSS60	60	33	30	110	3,5
FSSS65	65	33	30	120	3,5

*For belts wider than 1700mm, aF=30

FRRS and FSSS types: White color - Hardness 70°ShA / Green color - Hardness 78°ShA

FNSS Type

- No internal reinforcement: Developed for use in conveyors with extremely small pulley diameters.
- Recommended for small straight conveyors (no inflections).

PVC	hF mm height	aF mm width*	cF mm pitch	Minimum diameter mm	Hardness °ShA	Thickness mm
FNSS35	35	33	30	40	70	4
FNSS45	45	33	30	50	70	4

*For belts wider than 1700mm, aF=30

Standard PU -without base-

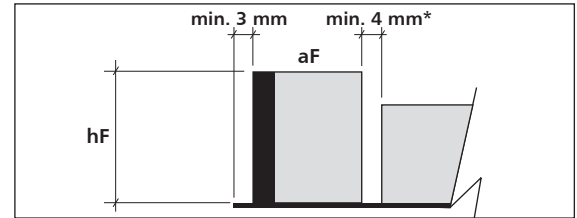
Profile welded directly onto the belt, without internal reinforcement.

PU	hF mm height	aF mm width	cF mm pitch	Minimum diameter mm	Hardness °ShA	Thickness mm
UNSS20	20	28	30	35	85	2,1
UNSS25	25	28	30	40	85	2,1
UNSS30	30	28	30	45	85	2,1
UNSS35	35	28	30	50	85	2,1
UNSS40	40	28	30	60	85	2,1
UNSS45	45	28	30	65	85	2,1
UNSS50	50	28	30	75	85	2,1
UNSS55	55	28	30	80	85	2,1
UNSS60	60	28	30	90	85	2,1


Premium PU -without base-

PU	hF mm height	aF mm width	cF mm pitch	Minimum diameter mm	Hardness °ShA	Thickness mm
UPNSS20	20	28	30	35	85	2,1
UPNSS25	25	28	30	40	85	2,1
UPNSS30	30	28	30	45	85	2,1
UPNSS35	35	28	30	50	85	2,1
UPNSS40	40	28	30	60	85	2,1
UPNSS45	45	28	30	65	85	2,1
UPNSS50	50	28	30	75	85	2,1
UPNSS55	55	28	30	80	85	2,1
UPNSS60	60	28	30	90	85	2,1

Layout of transverse cleat and "Runer" PVC without base.



*When a cleat is type NL.070 or NL.080, the minimum distance of 4 mm will be increased to 5 mm.




The distance between the transverse cleats should be a multiple of the - cF - pitch, if it is to coincide with the undulation of the "Runer".

The maximum width for belts with Runer is:

- 2,400 mm with PVC Runer.
- 2,400 mm with PU Runer.

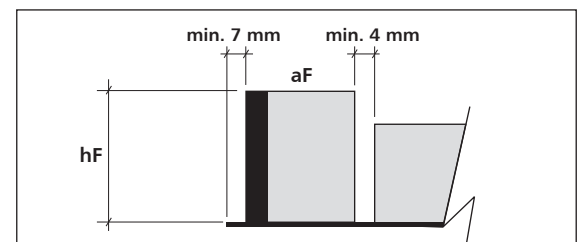
The minimum length for endless belts with the Runer profile is:

- 3,200 mm with PVC Runer.
- 3,510 mm with PU Runer.



The minimum distance between 2 Runer should be:

- 100 mm with PVC Runers
- 30 mm with PU Runers



Layout of transverse cleat and "Runer" PU without base.

The length of the transverse cleats should be a multiple of 25 mm.

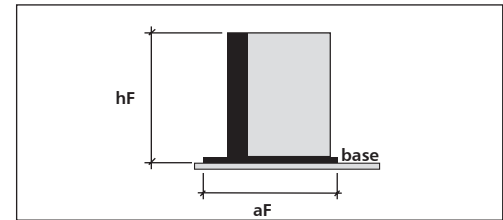
"Runer" -with base-

PVC "Runer" - with base

FSRC Type	PVC	hF mm height	aF mm width	cF mm pitch	Minimum diameter mm	Thickness mm
FSRC35		35	55	55	80	3,5
FSRC55		55	55	55	120	3,5
FSRC85		85	55	55	180	3,5

Comments: Wave width = 45 mm / Thickness base = 3,5 mm

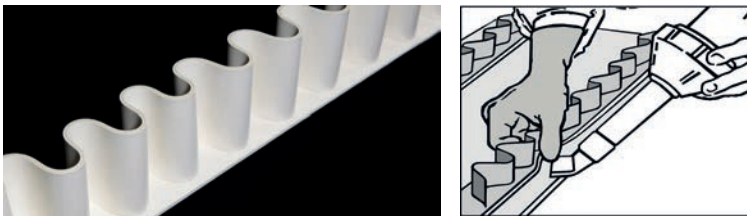
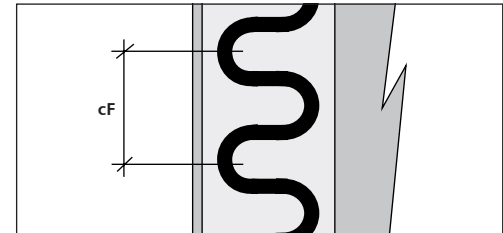
Outline of "Runer" with base.



PU "Runer" - with base

UNSM Type	PU	hF mm height	aF mm width	cF mm pitch	Minimum diameter mm	Thickness mm
UNSM35		35	44	30	70	2,1
UNSM55		55	48	30	100	2,1

Comments: Wave width = 28 mm / Thickness base = 3,3 mm



Profile with base for welding by hand with the Leister.

Available colors

PVC Runer	<ul style="list-style-type: none"> - White/Blue: Non-toxic, FDA-EU, suitable for using with foodstuffs. - Green: Suitable for all uses that do not require food quality belts.
PU Standard Runer	- White/Blue 06/Green 09: Non-toxic, FDA-EU, suitable for using with foodstuffs.
PU Premium Runer	<ul style="list-style-type: none"> - White: Non-toxic, FDA-EU, suitable for using with foodstuffs. Anti-hydrolysis. - Blue 09 MD: Non-toxic, FDA-EU, suitable for using with foodstuffs. Metal and X-Ray detectable. Anti-hydrolysis.

Recommendations for Runer attachment

In order to produce a good weld for the Runer, **esbelt** recommends certain minimum belt cover thicknesses, depending on the type and height of the Runer being attached.

The table gives the minimum cover thicknesses for the type of Runer

Material and type of Runer	Maximum Runer height	Minimum cover thickness
PVC (FRR, FSS and FNS)	55 mm	≥0,50 mm
PVC (FRR, FSS)	from 60 mm to 75 mm	≥0,80 mm
PVC (FRR)	from 80 mm	≥1,50 mm
PU	all types	≥0,30 mm
With base PVC and PU (FSRC and UNSM)	all types	≥0,80 mm

General outline of nomenclature. Explanation of codes:

FSRC55WH	1°	Type of material	—————	F PVC / U PU
FSRC55WH	2°	Reinforcement	—————	R Fabric with high transv. rigidity / S with std. transv. rigidity / N Not reinforced PN Premium not reinforced
FSRC55WH	3°	Pitch	—————	S 30 mm / R 55 mm
FSRC55WH	4°	Base	—————	S Without base / C With thin base (PVC=3,5 mm and PU=2,3 mm) M With thick base (PVC=5 mm and PU=3,3 mm)
FSRC55WH	5°/6°	Runer height (mm)	—————	From 35 mm to 100 mm.
FSRC55WH	7°	Color	—————	BL06 Blue 06 / BL09 Blue 09 / GR Green / WH White

Buckets

Neucan Buckets

Polyethylene

(Hardness 62° Shore D)



Polyethylene material. White. FDA, Regulation EU 10/2011 and EC 1935/2004. Maximum service temperature 60°C. For use with moderately abrasive powders and granular products, flours, tobacco, fruit, animal feeds, powdered phosphates and urea; foodstuffs in general, chemicals, moist and sticky materials, etc.

Type	A mm	B mm	C mm	D mm	E mm	ø mm holes	n° holes	capacity l	weight g
100	106	49	91	89	45	7	2	0,22	55
120	126	63	111	105	47	7	2	0,32	75
140	145	80	111	120	60	7	2	0,58	110
160	169	98	123	132	68	7	2	0,79	152
180	184	104	137	138	75	7	2	1,10	201
200	202	117	147	140	70	9	2	1,16	250
230	237	75	157	152	82	10	3	1,58	290
250	258	78	159	164	82	11	3	2,04	360
300	305	100	178	180	98	11	3	2,98	485
315	320	110	190	195	103	11	3	3,30	625

Vercan Buckets

Polyamide

(Hardness 72° Shore D)

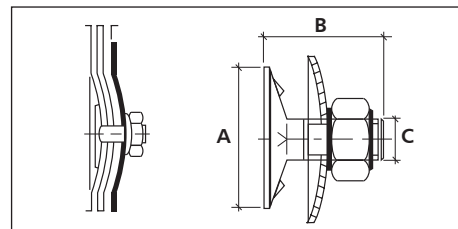
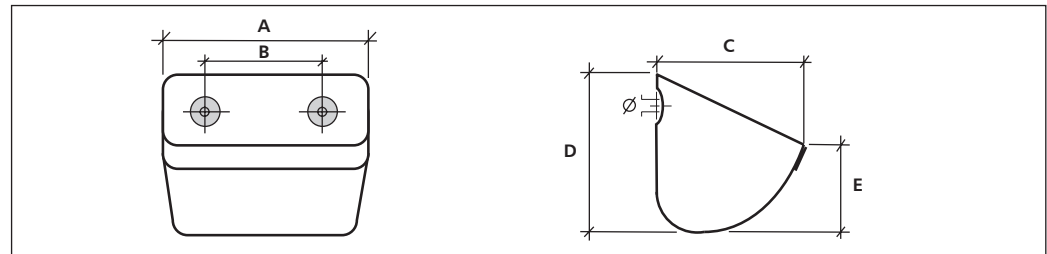


Polyamide material. Antistatic. Regulation EU 10/2011 and EC 1935/2004. Maximum service temperature 110°C. For use with small or medium size granular abrasive materials, rice, sugar, cereals, granulated feeds, cement, clay, active chemicals, detergents, fertilizers, salt, etc.

Type	A mm	B mm	C mm	D mm	E mm	ø mm holes	n° holes	capacity l	weight g
100	113	50	94	97	47	7	2	0,24	70
120	129	64	110	106	51	7	2	0,41	95
140	145	81	117	120	60	7	2	0,55	145
160	170	98	128	132	69	7	2	0,75	190
180	190	105	137	140	75	7	2	1,10	235
200	205	119	147	142	74	9	2	1,24	317
230	237	75	157	152	85	10	3	1,64	375
250	262	79	161	165	87	11	3	2,17	475
300	305	100	178	180	98	11	3	3,30	610
315	328	111	190	195	108	11	3	3,45	785



100	107	50	90	90	47	7	2	0,24	74
120	129	64	106	106	58	7	2	0,41	135
140	145	81	113	120	64	7	2	0,55	150
160	170	98	125	132	69	7	2	0,83	190
180	190	105	137	140	78	7	2	1,17	255
200	205	119	147	142	74	9	2	1,24	317
230	237	75	157	152	85	10	3	1,64	375
250	262	79	161	165	87	11	3	2,17	475
300	305	100	178	180	98	11	3	3,30	610



Type	A mm	B mm	C mm
M6 x 25	21	25	6
M8 x 30	27	30	8
M10 x 40	30	40	10

Galvanized steel bolt supplied with nut and concave washer. The bolt is fanged for better securing to the belt.

Toptrans. Transmission and process belts.

	Sector	Type	Drive surface				Top surface				
			Color	Finish	Material	Thickness mm	Color	Finish	Material	Thickness mm	
Leather	Transmission	LF 10	Grey 80	Leather	Leather	2,00	Black 80	Fabric	PA fabric	0,30	
		LF 14	Grey 80	Leather	Leather	2,00	Black 80	Fabric	PA fabric	0,30	
		LF 20	Grey 80	Leather	Leather	2,00	Black 80	Fabric	PA fabric	0,30	
		LF 25	Grey 80	Leather	Leather	2,00	Black 80	Fabric	PA fabric	0,30	
		LF 30	Grey 80	Leather	Leather	2,00	Black 80	Fabric	PA fabric	0,30	
		LF 40	Grey 80	Leather	Leather	2,00	Black 80	Fabric	PA fabric	0,30	
		LF 54	Grey 80	Leather	Leather	2,20	Black 80	Fabric	PA fabric	0,30	
		LF 80	Grey 80	Leather	Leather	2,20	Black 80	Fabric	PA fabric	0,30	
		LL 10	Grey 80	Leather	Leather	2,00	Grey 80	Leather	Leather	2,00	
		LL 14	Grey 80	Leather	Leather	2,00	Grey 80	Leather	Leather	2,00	
		LL 20	Grey 80	Leather	Leather	2,00	Grey 80	Leather	Leather	2,00	
		LL 25	Grey 80	Leather	Leather	2,00	Grey 80	Leather	Leather	2,00	
		LL 30	Grey 80	Leather	Leather	2,00	Grey 80	Leather	Leather	2,00	
		LL 40	Grey 80	Leather	Leather	2,00	Grey 80	Leather	Leather	2,00	
Elastomer and Fabric	Graphic & Process	EE 02/EL15	Black 81	Y2 Pattern	NBR	0,50	Green 84	Mat	NBR	0,50	
		EE 04	Green 83	Y2 Pattern	NBR	0,60	Green 83	Y2 Pattern	NBR	0,60	
		EE 06	Green 83	Y2 Pattern	NBR	0,60	Green 83	Y2 Pattern	NBR	0,60	
		FE 06	Black 80	Fabric	PA fabric	0,30	Green 83	Mat	NBR	0,50	
		FE 10	Black 80	Fabric	PA fabric	0,30	Green 83	Y2 Pattern	NBR	0,60	
		FF 06	Green 81	Fabric	PA fabric	0,30	Green 81	Fabric	PA fabric	0,30	
		FE 10/2	Black 80	Fabric	PA fabric	0,30	Green 83	Y2 Pattern	NBR	1,20	
		FE 14/3	Black 80	Fabric	PA fabric	0,30	Green 83	Y2 Pattern	NBR	2,10	
		FE 14/4	Black 80	Fabric	PA fabric	0,30	Green 83	Y2 Pattern	NBR	2,70	
		Flexo folders	EG 10/7	Black 81	Y2 Pattern	XNBR	0,60	Blue 81	G Pattern	XNBR	5,90
			EE 10/3	Green 83	Y2 Pattern	NBR	1,20	Green 83	Y2 Pattern	NBR	1,20
			EE 10/4	Green 83	Y2 Pattern	NBR	1,70	Green 83	Y2 Pattern	NBR	1,70
			EE 14/5	Green 83	Y2 Pattern	NBR	2,10	Green 83	Y2 Pattern	NBR	2,10
			EE 14/6	Green 83	Y2 Pattern	NBR	2,70	Green 83	Y2 Pattern	NBR	2,70
			Transmission	EE 10	Green 83	Y2 Pattern	XNBR	0,70	Green 83	Y2 Pattern	XNBR
		EE 14		Green 83	Y2 Pattern	XNBR	0,70	Green 83	Y2 Pattern	XNBR	0,70
		EE 20		Green 83	Y2 Pattern	XNBR	0,70	Green 83	Y2 Pattern	XNBR	0,70
		EE 25		Green 83	Y2 Pattern	XNBR	0,70	Green 83	Y2 Pattern	XNBR	0,70
		EE 30		Green 83	Y2 Pattern	XNBR	0,70	Green 83	Y2 Pattern	XNBR	0,70
		EE 33		Green 83	Y2 Pattern	XNBR	0,70	Green 83	Y2 Pattern	XNBR	0,70
		EF 06		Green 83	Mat	NBR	0,50	Black 80	Fabric	PA fabric	0,30
		EF 10		Green 83	Y2 Pattern	NBR	0,70	Black 80	Fabric	PA fabric	0,30
		EF 14		Green 83	Y2 Pattern	NBR	0,70	Black 80	Fabric	PA fabric	0,30
		EF 20		Green 83	Y2 Pattern	XNBR	0,70	Black 80	Fabric	PA fabric	0,30
		EF 25		Black 81	Y2 Pattern	XNBR	0,70	Black 80	Fabric	PA fabric	0,30
		EF 30		Black 81	Y2 Pattern	XNBR	0,70	Black 80	Fabric	PA fabric	0,30
		EF 40		Black 81	Y2 Pattern	XNBR	0,70	Black 80	Fabric	PA fabric	0,30

NR: Natural rubber. NBR: Nitrile rubber. XNBR: Carboxilated nitrile rubber. PA: Polyamide



	Total weight	Thickness	Shaft load at 1% elongation	Tensile strength	Elongation at break	Minimum pulley ø	Type	Sector	
	Kg/m2	mm	N/mm	N/mm	%	mm			
	2,60	2,80	10	225	22	40	LF 10	Transmission	Leather
	2,80	3,00	14	315	22	60	LF 14		
	3,10	3,30	20	450	22	90	LF 20		
	3,05	3,55	25	560	22	120	LF 25		
	3,75	3,80	30	625	22	200	LF 30		
	4,20	4,30	40	900	22	280	LF 40		
	5,50	5,25	54	1215	22	380	LF 54		
	6,90	7,00	80	1800	22	560	LF 80		
	4,10	4,50	10	225	22	40	LL 10		
	4,40	4,80	14	315	22	60	LL 14		
	4,60	5,00	20	450	22	90	LL 20		
	4,25	5,25	25	560	22	120	LL 25		
	5,00	5,50	30	675	22	200	LL 30		
	5,50	6,00	40	900	22	280	LL 40		
	Total weight	Thickness	Shaft load at 1% elongation	Tensile strength	Elongation at break	Minimum pulley ø	Type	Sector	
	Kg/m2	mm	N/mm	N/mm	%	mm			
	1,50	1,50	1,90 at 8% N/mm	-	22	10	EE 02/EL15	Graphic & Process	Elastomer and Fabric
	1,69	1,40	4	90	22	20	EE 04		
	1,90	1,55	6	135	22	25	EE 06		
	1,30	1,25	6	135	22	20	FE 06		
	1,30	1,25	6	135	22	20	FE 10		
	0,80	0,95	6	135	22	20	FF 06		
	2,20	2,00	10	225	22	35	FE 10/2		
	3,55	3,15	14	315	22	40	FE 14/3		
	4,30	3,70	14	315	22	40	FE 14/4		
	7,50	7,00	10	225	22	70	EG 10/7		
	3,20	2,90	10	225	22	30	EE 10/3	Flexo folders	
	4,70	3,90	10	225	22	30	EE 10/4		
	5,90	4,95	14	315	22	50	EE 14/5		
	7,40	6,10	14	315	22	50	EE 14/6		
	2,25	1,90	10	225	22	35	EE 10	Transmission	
	2,50	2,10	14	315	22	60	EE 14		
	2,85	2,40	20	450	22	70	EE 20		
	3,10	2,65	25	560	22	100	EE 25		
	3,40	2,90	30	675	22	120	EE 30		
	3,70	3,15	33	740	22	140	EE 33		
	1,30	1,25	6	135	22	25	EF 06		
	1,60	1,50	10	225	22	30	EF 10		
	1,85	1,70	14	315	22	50	EF 14		
	2,20	2,00	20	450	22	70	EF 20		
	2,50	2,25	25	560	22	90	EF 25		
	2,65	2,50	30	675	22	130	EF 30		
	3,30	3,00	40	900	22	280	EF 40		

Manufacturing width: 500 mm




PU Round & Vee belts

Main characteristics: Easy and fast splicing. Resistance to abrasion. Resistance to oils and fats. Resistance to a wide range of chemical products. High tensile strength. Vibration absorption. Low noise functioning. Easy to clean. Easy to store due to special packaging.

Friction coefficient: Smooth finish: 0,4 to 0,8 (depending on hardness). Rough finish: 0,3.

Maximum recommended speed: 15 m/s. **Recommended operating temperatures:** -20°C to +50°C (permanent) / -40°C to +80°C (momentaneous). **Assembly:** Belt connection by thermoplastic fusion. To calculate the final length of the belt, pretension will have to be considered. Pretension: Non-reinforced belts: maximum 8% (depending on hardness). Aramid and Polyester reinforced belts: <1%


Round belts

Section	Hardness 88° ShA Smooth Green 14	Diameter (d) mm	Roll length m	Weight g/m	Min. pulley diameter mm	
	RS88L03	3	100	9	25	
	RS88L04	4	100	15	40	
	RS88L05	5	100	24	50	
	RS88L06	6	100	34	60	
	RS88L07	7	100	46	60	
	RS88L08	8	100	60	80	
	RS88L10	10	50	94	100	
	RS88L12	12	50	135	120	
	RS88L15	15	50	212	150	
	Rough					
	RS88R03	3	100	9	25	25
	RS88R04	4	100	15	40	40
	RS88R05	5	100	24	50	50
	RS88R06	6	100	34	60	60
	RS88R07	7	100	46	60	60
	RS88R08	8	100	60	80	80
	RS88R10	10	50	94	100	100
	RS88R12	12	50	135	120	120
	RS88R15	15	50	212	150	150
	Hardness 80° ShA Rough Blue FDA					
	RS80R04	4	100	15	30	30
	RS80R05	5	100	24	35	35
	RS80R06	6	100	34	40	40
	RS80R08	8	100	60	55	55
	RS80R10	10	50	85	75	75
	RS80R12	12	50	123	85	85
	RS80R15	15	50	200	120	120

Round belts with POLYESTER reinforcement

Section	Hardness 92° ShA Smooth Yellow 00	Diameter (d) mm	Roll length m	Weight g/m	Min. pulley diameter mm	
	RF92L08	8	100	60	85	
	RF92LW6	9.5	50	85	100	
	RF92LW8	12.5	50	145	130	
	RF92L15	15	50	212	155	
	RF92L18	18	50	305	185	
	Hardness 88° ShA Rough Green 14					
	RF88R08	8	100	60	80	80
	RF88R10	10	50	94	100	100
	RF88R12	12	50	135	120	120
	RF88R15	15	50	212	150	150
	Hardness 80° ShA Rough Blue FDA					
	RF80R08	8	100	60	55	55
	RF80R10	10	50	85	75	75
	RF80R12	12	50	123	85	85
	RF80R15	15	50	200	120	120

POLYESTER Round belts

Section	Hardness 55° ShD Smooth Natural 00	Diameter (d) mm	Roll length m	Weight g/m	Min. pulley diameter mm
	RSE55LW6	9,5	100	85	190
	RSE55LW8	12,5	100	150	250



Ridge top belts

Section	Hardness 88°ShA Green 14	Dimensions			Roll length m	Weight g/m	Min. pulley diameter mm
		b mm	h mm	c mm			
	PS88LOA	13	8	7	50	150	130
	PS88LOB	17	11	9	50	255	180
	PS88LOC	22	15	10	50	410	230
	Hardness 92°ShA Yellow 00						
	PS92LOB	17	11	9	50	255	265
PS92LOC	22	15	10	50	410	340	

Ridge top belts with POLYESTER reinforcement

Section	Hardness 88°ShA Green 14	Dimensions			Roll length m	Weight g/m	Min. pulley diameter mm
		b mm	h mm	c mm			
	PF88LOA	13	8	7	50	145	130
	PF88LOB	17	11	9	50	245	180
	PF88LOC	22	15	10	50	390	230

Pentagonal belts with POLYESTER reinforcement

Section	Hardness 88°ShA Green 14	Dimensions			Roll length m	Weight g/m	Min. pulley diameter mm
		b mm	h mm	c mm			
	DF88LOB	17	10	10	50	300	210
	DF88LOC	22	15	10	50	440	265

Trapezoidal Vee belts

Section	Hardness 88°ShA Green 14	Dimensions		Roll length m	Weight g/m	Min. pulley diameter mm	
		b mm	h mm				
	TS88LOZ	10	6	50	60	70	
	TS88LOA	13	8	50	98	90	
	TS88LOB	17	11	50	173	115	
	TS88LOC	22	14	50	286	160	
	Hardness 92°ShA Yellow 00						
	TS92LOZ	10	6	50	60	80	
	TS92LOA	13	8	50	98	100	
	TS92LOB	17	11	50	173	130	
	TS92LOC	22	14	50	286	180	
	Hardness 80°ShA Blue FDA						
	TS80LOZ	10	6	50	53	50	

Trapezoidal Vee belts with POLYESTER reinforcement

Section	Hardness 88°ShA Green 14	Dimensions		Roll length m	Weight g/m	Min. pulley diameter mm
		b mm	h mm			
	TF88LOA	13	8	50	98	90
	TF88LOB	17	11	50	170	115
	TF88LOC	22	14	50	276	160

Trapezoidal Vee belts with PVC rough top cover

Section	Hardness 88°ShA Green 14	Dimensions		Roll length m	Weight g/m	Min. pulley diameter mm
		b mm	h mm			
	TS88GOZ	10	10	50	95	80
	TS88GOA	13	12	50	132	100
	TS88GOB	17	15	50	218	120
	TS88GOC	22	18	50	346	180

Trapezoidal Vee belts with PVC smooth top cover

Section	Hardness 88°ShA Green 14	Dimensions		Roll length m	Weight g/m	Min. pulley diameter mm
		b mm	h mm			
	TS88COZ	10	9	50	113	80
	TS88COA	13	11	50	154	100
	TS88COB	17	14	50	248	120
	TS88COC	22	17	50	385	180

Trapezoidal V-belts with PVC rough top cover & POLYESTER reinforcement

Section	Hardness 88°ShA Green 14	Dimensions		Roll length m	Weight g/m	Min. pulley diameter mm
		b mm	h mm			
	TF88GOA	13	12	50	132	100
	TF88GOB	17	15	50	215	120
	TF88GOC	22	18	50	336	180

Machinery for Handling Conveyor Belts.

Esbelt offers its clients all the necessary elements for handling and installing belts, as well as the accessories required to guarantee the best possible quality of finish and to increase productivity of distributors' workshops.

Slitters designed for cutting belts lengthwise. Both the **portable and automatic slitters** are easy to handle and have a maximum working width of 2,250mm.

Ply separator for precise separation of the ends of 2 and 3-ply PVC, TPU and PO belts.

Manual cutting machine, with mechanical advance system without the need to connect to any electrical source. Designed to cut conveyor belt ends in the form of fingers, in preparation for vulcanizing joint. Working width of 1,190 mm with open lateral sides to work on unlimited belt widths.

Welder for longitudinal profiles


A pneumatically operated machine for hot-air welding on belts with a maximum width of 1,200 mm.

Air-cooled presses with integrated controls for vulcanizing belts, offering a magnificent finish to the splices.


Tool-kit for splicing round and vee belts and different handling tools for improving workshop tasks.



LCU 225



LCM 225EEN



LST 160



LTMR 121



LSM 1200



LPBE 600ACI



LPBE 1200ACI




LP 9000

Machinery for Handling Flat Belts.


500-mm circular **slitter**, which cut up to a thickness of 7 mm.

Skiving machine developed for bevelling the ends of belts to be spliced.


Portable **presse** for splicing belts - maximum width - 300 mm.



LCCB 500



LBCE 300



LPCE 300

 **esbelt**

Esbelt Group companies:

● Esbelt, SAU

Provença, 385
08025 Barcelona
Spain
Tel. +34-93 207 33 11
www.esbelt.com
esbelt@esbelt.com

Esbelt GmbH

Habichtweg 2
41468 Neuss
Germany
Tel. +49-2131 9203-0
www.esbelt.de
info@esbelt.de

Esbelt SAS

190 Av. du Roulage / ZA du Roulage
32600 Pujaudran
France
Tel. +33-5 42 54 54 54
www.esbelt.fr
esbelt@esbelt.fr

Esbelt Corporation

13975 Riverport Place - Suite 105
Maryland Heights, MO 63043
USA
Tel. +1-636 294 3200
www.esbelt.us
esbelt@esbelt.us

Esbelt ApS

Agerhatten 16B - Indgang 2
DK-5220 Odense SØ
Denmark
Tel. +45 70 20 62 09
www.esbelt.dk
esbelt@esbelt.dk